

**ATTENTION:**  
ATC IS NOT RESPONSIBLE FOR CLEARANCE OF VEHICLE  
UNTIL CUSTOMER/DEALER COMPLETES VEHICLE CLEARANCE  
FORM AND IS VERIFIED BY ATC ENGINEERING DEPARTMENT.

**DIMENSIONS ARE NOMINAL. STRUCTURAL MEMBERS OFTEN DICTATE  
WHERE INTERIOR FEATURES CAN BE PLACED. CONSEQUENTLY, SOME  
DIMENSIONED ITEMS RETAIN A +/- 2" TOLERANCE. CRITICAL (BUBBLED)  
DIMENSIONS WILL RETAIN A TOLERANCE OF +/- 1/4".**

BOM TABLE				
ITEM NO	PART NO	FILE NAME	DESCRIPTION	QTY
13		FURNACE	35K BTU (SF-35)	1
14		GEN START, FUEL GAUGE		1
15		GENERATOR	7.0 KW ONAN GAS	1
16		HAND SANITIZER-223156		3
17		HEATER, WALL MOUNT		3
18		JACK - TONGUE	3.5K - POWER	1
19		LIGHT - ANGLED LOADING		2
20		LIGHT, CEILING - SURFACE MOUNT		10
21		LIGHT, DOME	SURFACE MOUNT	2
22	131501	LIGHT, LED SCENE	10V-14V - 2300 Lumen	3
23		LIGHT, PUCK	LED	16
24		LP DETECTOR		1
25		LP TANKS	(2) 20# TANKS	1
26		MICROWAVE, CONVECTION	Sharp 0.9 CU FT	1
27		MONITOR PANEL, TANKS	2 TANK	1
28		MOTORBASE	30 AMP	1
29		OUTLET, ELECTRICAL	120V 15A EXTERIOR	2
30	11978	OUTLET, ELECTRICAL	120V 15A INT-DEDICATED	1
31	11978	OUTLET, ELECTRICAL	120V 15A INTERIOR	12
35		OUTLET, ELECTRICAL	120V 15A INTERIOR-USB	1
33		OUTLET, ELECTRICAL	120V 20A INT-DEDICATED	1
34		OUTLET, ELECTRICAL	CAT6 & PHONE	4
35		OUTLET, ELECTRICAL	COAX - EXTERIOR INLET	1
36		SCISSOR JACK	24" - 5000#	2
37		SEWER HOSE COMP.		1
38		SHADE, DAY-NIGHT		3
39		SINK, OVAL SST 13.25 x 10.5 x 5		1
40		SOFA, ROLLOVER	84 W	2
41		TABLE, REMOVABLE		1
42		TANK, FUEL	28 GAL END FILL (ST24-1)G	1
43		TANK, WASTE	Tank, Waste Water, 42.0 Gal C/S TONGUE	1
44		TANK, WASTE	Tank, Waste Water, 42.0 Gal R/S TONGUE	1
45		TANK, WATER	48.5 GAL	1
46		THERMOSTAT	AC, GE	2
47		TIRES	235/80/16	6
48	126792	TOILET		1
49		TRANSFER SWITCH	50 AMP	1
50		TV INSIGNIA	50"	1
51		VENT, ROOF	VENT - ROOF - 12V	1
52		VENT, ROUND		21
53		WHEEL WELL - AL	8.5 x 12.0 x 124.0	2

BOM TABLE				
ITEM NO	PART NO	FILE NAME	DESCRIPTION	QTY
1		AIRCONDITIONER	15,000 BTU - GE (6)	2
2		AXLE - TORSION-SIMPLIFIED	6000#, HF-93 OB-78, 22.5° Up	3
3		BATTERY	AGM, 775 CCA	3
4	48260	BREAKER BOX	50 AMP WITH CONVERTER	1
5	65525	COUPLER - A-FRAME	21K - 2 5/16" BALL	1
6		DISPENSER, SOAP	ADVANCE SOAP DISPENSER	1
7		DOORS, GLASS-223156		1
8		FILL, WATER	CITY FILL WHITE	1
9		FILL, WATER	Gravity Only	1
10		FIRE EXTINGUISHER		1
11		FRIG	4.3 1-WAY	1
12		FUEL FILL		1

**ALL LOCATIONS ARE NOMINAL UNLESS CRITICAL  
DIMENSIONS ARE SPECIFICALLY NOTED**

PROPRIETARY AND CONFIDENTIAL:  
THE INFORMATION CONTAINED IN THIS DRAWING IS THE SOLE  
PROPERTY OF THE ALUMINUM TRAILER COMPANY. ANY  
REPRODUCTION IN PART OR AS A WHOLE WITHOUT THE WRITTEN  
PERMISSION OF THE ALUMINUM TRAILER COMPANY IS PROHIBITED.



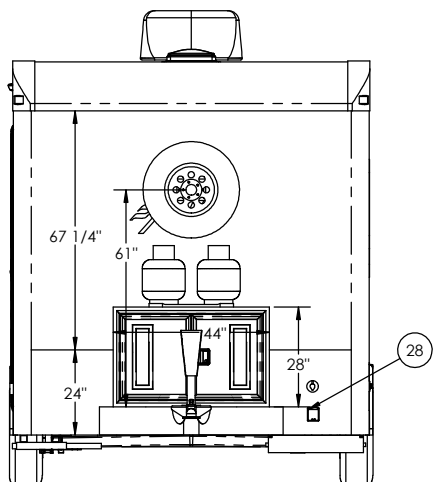
TITLE: 8.5' x 32' QUEST ALUMINUM BP			
DRAWN BY: SHB	DATE: 01/29/21	VIN/PART # 223156	REV. B
FILE NAME: DW-BP 8532-MGD-TeleMed-223156			
SCALE:1:27	DATE PRINTED: 2/12/2021	SHEET 1 OF 6	

REVISION TABLE			
REV.	DESCRIPTION	DATE	DONE BY
A	VARIOUS GOTO MEETING CHANGES	2/8/2021	SHB
B	ADDED HDMI/SPLITTER NOTES, CHANGED OUTLET TO USB	2/12/2021	SHB

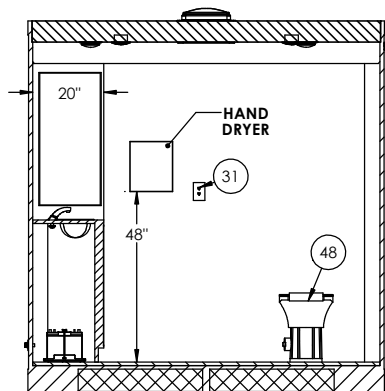
DWG PATH: C:\Eng\_Vault\Master Records\VIN\223 VINS\223156\







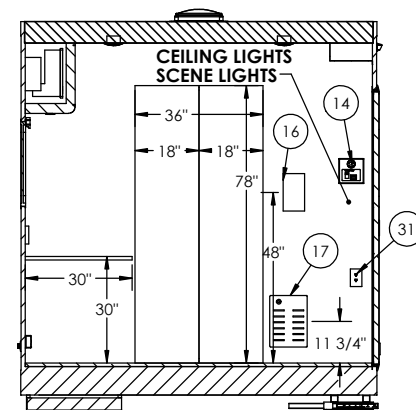
**EXTERIOR FRONT**



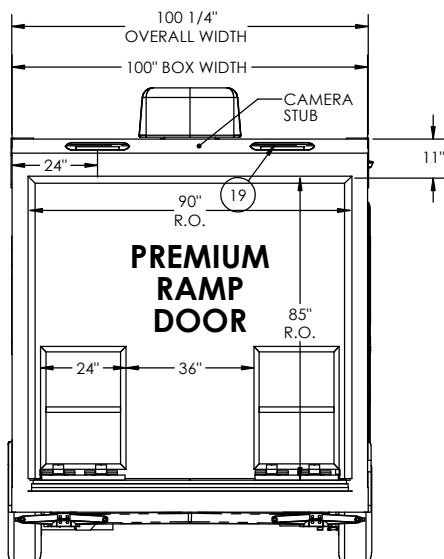
**INTERIOR FRONT**



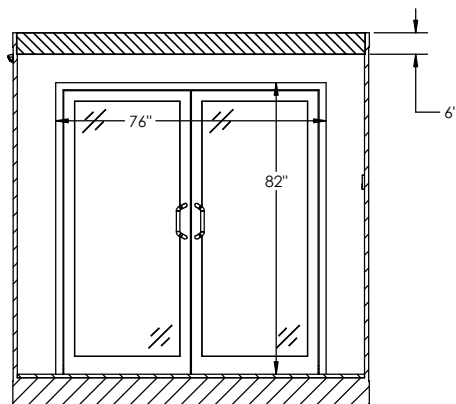
**BATHROOM REAR WALL**



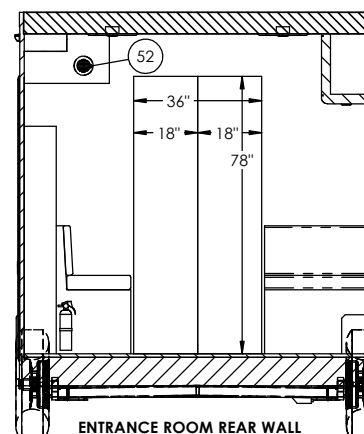
**ENTRANCE ROOM FRONT**



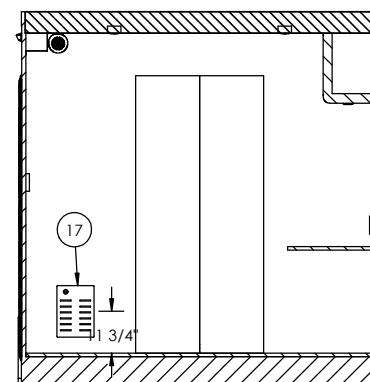
**EXTERIOR REAR**



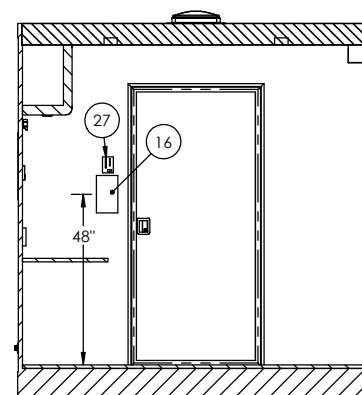
**INTERIOR REAR**



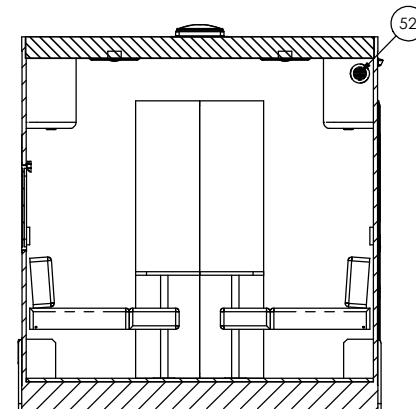
**ENTRANCE ROOM REAR WALL**



**FRONT ROOM REAR**



**FRONT ROOM FRONT WALL**



**REAR ROOM FRONT**

**ALL LOCATIONS ARE NOMINAL UNLESS CRITICAL DIMENSIONS ARE SPECIFICALLY NOTED**

PROPRIETARY AND CONFIDENTIAL:  
THE INFORMATION CONTAINED IN THIS DRAWING IS THE SOLE  
PROPERTY OF THE ALUMINUM TRAILER COMPANY. ANY  
REPRODUCTION IN PART OR AS A WHOLE WITHOUT THE WRITTEN  
PERMISSION OF THE ALUMINUM TRAILER COMPANY IS PROHIBITED.



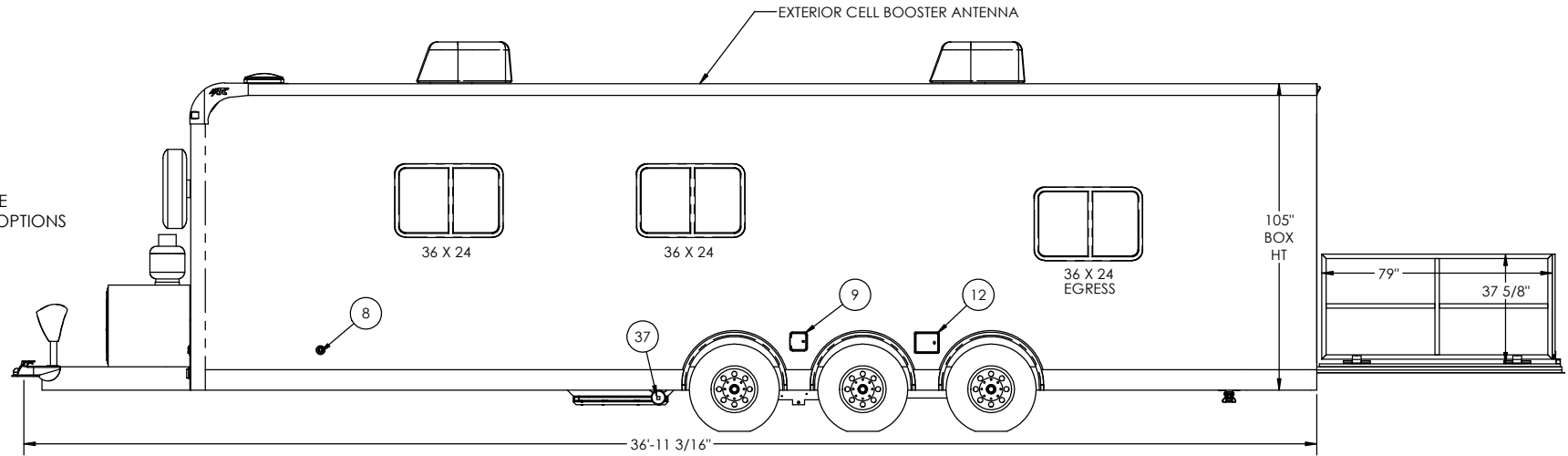
TITLE: 8.5' x 32' QUEST ALUMINUM BP

DRAWN BY: SHB DATE: 01/29/21 VIN/PART # 223156 REV. B

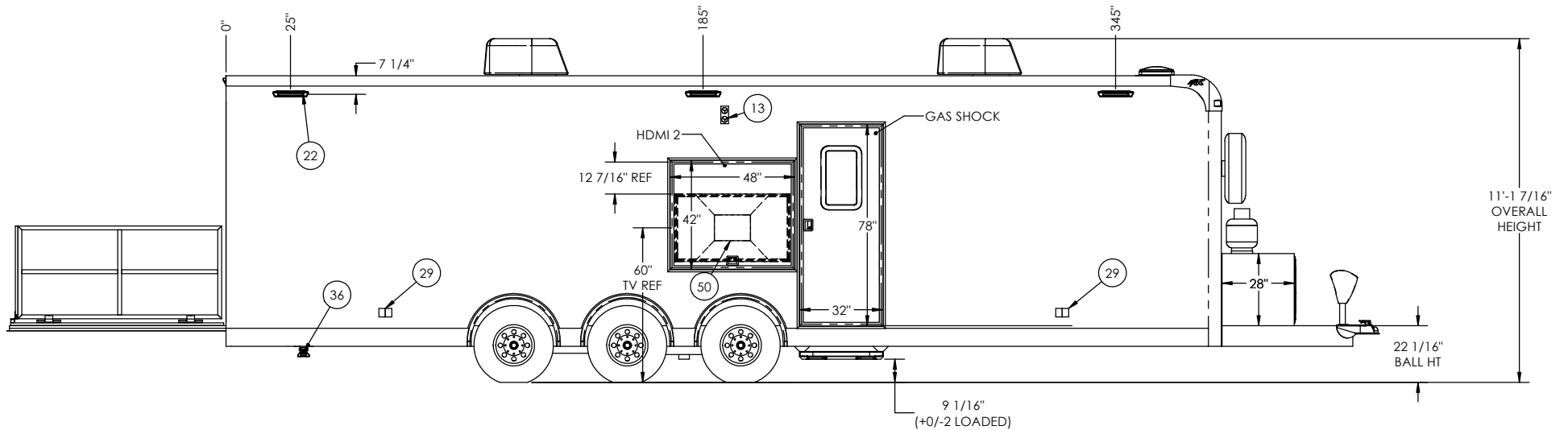
FILE NAME: DW-BP 8532-MGD-TeleMed-223156

SCALE: 1:27 DATE PRINTED: 2/12/2021 SHEET 4 OF 6

ATTENTION:  
ATC IS NOT RESPONSIBLE FOR  
HIGHER THAN DESIRED TONGUE  
WEIGHTS OF TRAILERS DUE TO OPTIONS  
ON/NEAR TONGUE OF TRAILER



### EXTERIOR ROADSIDE



### EXTERIOR CURB SIDE

**ALL LOCATIONS ARE NOMINAL UNLESS CRITICAL  
DIMENSIONS ARE SPECIFICALLY NOTED**

PROPRIETARY AND CONFIDENTIAL:  
THE INFORMATION CONTAINED IN THIS DRAWING IS THE SOLE  
PROPERTY OF THE ALUMINUM TRAILER COMPANY. ANY  
REPRODUCTION IN PART OR AS A WHOLE WITHOUT THE WRITTEN  
PERMISSION OF THE ALUMINUM TRAILER COMPANY IS PROHIBITED.



TITLE: 8.5' x 32' QUEST ALUMINUM BP			
DRAWN BY: SHB	DATE: 01/29/21	VIN/PART # 223156	REV. B
FILE NAME: DW-BP 8532-MGD-TeleMed-223156			
SCALE:1:30	DATE PRINTED: 2/12/2021	SHEET 5 OF 6	





**ROAD SIDE VIEW**



**CURB SIDE VIEW**

**ALL LOCATIONS ARE NOMINAL UNLESS CRITICAL  
DIMENSIONS ARE SPECIFICALLY NOTED**

PROPRIETARY AND CONFIDENTIAL:  
THE INFORMATION CONTAINED IN THIS DRAWING IS THE SOLE  
PROPERTY OF THE ALUMINUM TRAILER COMPANY. ANY  
REPRODUCTION IN PART OR AS A WHOLE WITHOUT THE WRITTEN  
PERMISSION OF THE ALUMINUM TRAILER COMPANY IS PROHIBITED.



TITLE: 8.5' x 32' QUEST ALUMINUM BP			
DRAWN BY: SHB	DATE: 01/29/21	VIN/PART # <b>223156</b>	REV. <b>B</b>
FILE NAME: DW-BP 8532-MGD-TeleMed-223156			
SCALE: 1:27	DATE PRINTED: 2/12/2021	SHEET 6 OF 6	